




















## Responses

Age	Response Rate	Responses	↓	Count
16		1		0
17-24		28		0
25-35		73		0
36-45		121		0
46-55		145		0
56-65		50		0
66+		4		0
Control Role	Response Rate	Responses	↓	Count
Station Manager/Watch Manager/Crew Manager/Crew Manager (D) (Control)		10		0
Firefighter (Control)		12		0
Firefighter/Non-Operational Control		0		0
Disability	Response Rate	Responses	↓	Count
Yes		22		0
No		354		0
Prefer not to say		46		0
Ethnic Origin	Response Rate	Responses	↓	Count
Asian / Asian British - Any Other background		0		0
Asian / Asian British - Bangladeshi		0		0
Asian / Asian British - Indian		2		0
Asian / Asian British - Pakistani		0		0
Black or Black British - African		3		0
Black or Black British - Any Other background		0		0

# Merseyside FRS Census 2024: Responses

Survey closed: 11 December 2024

Black or Black British - Caribbean	n/a	0	0
Mixed - Any Other background	n/a	3	0
Mixed - White & Asian	n/a	2	0
Mixed - White & Black African	n/a	0	0
Mixed - White & Black Caribbean	n/a	1	0
Other Ethnic Group - Any Other ethnic group	n/a	0	0
Other Ethnic Group - Arab	n/a	1	0
Other Ethnic Group - Chinese	n/a	2	0
White - Any Other background	n/a	9	0
White - British	n/a	248	0
White - English	n/a	81	0
White - Gypsy / Traveller	n/a	0	0
White - Irish	n/a	1	0
White - Northern Irish	n/a	0	0
White - Scottish	n/a	4	0
White - Welsh	n/a	4	0
Prefer not to say	n/a	61	0
Function/place	Response Rate	Responses	↓ Count
Finance and Procurement	n/a	22	0
Operational Preparedness	n/a	50	0
Operational Response (incl. op crew staff)	n/a	149	0
People and Organisational Development/Legal and Democratic Services	n/a	34	0
Prevention	n/a	34	0
Protection	n/a	38	0

# Merseyside FRS Census 2024: Responses

Survey closed: 11 December 2024

Strategy & Performance		34	0
National Resilience		29	0
Other (Function)		32	0
Gender	Response Rate	Responses	↓ Count
Male		220	0
Female		151	0
Other gender identity		2	0
Prefer not to say		49	0
Length of Service	Response Rate	Responses	↓ Count
Less than 2 years		68	0
2 to less than 5 years		82	0
5 to less than 10 years		81	0
10 to less than 20 years		60	0
20+ years		131	0
Non-Uniformed Role	Response Rate	Responses	↓ Count
Head of Function/Director; Head of Department		8	0
Managers		45	0
Support Staff		142	0
Religion	Response Rate	Responses	↓ Count
Agnostic		21	0
Atheist		20	0
Baha'i Faith		0	0
Buddhist		1	0
Christian		202	0
Hindu		0	0

# Merseyside FRS Census 2024: Responses

Survey closed: 11 December 2024

Jain	n/a	0	0
Jewish	n/a	1	0
Muslim	n/a	3	0
Sikh	n/a	0	0
Zoroastrianism	n/a	0	0
Humanist	n/a	2	0
Pagan	n/a	1	0
No Religion	n/a	102	0
Other	n/a	4	0
Prefer not to say	n/a	65	0
Role	Response Rate	Responses ↓	Count
Uniformed	n/a	205	0
Non-Uniformed	n/a	195	0
Control	n/a	22	0
Sexual Orientation	Response Rate	Responses ↓	Count
Bisexual	n/a	11	0
Gay Man	n/a	3	0
Gay Woman/Lesbian	n/a	7	0
Heterosexual/Straight	n/a	333	0
Other	n/a	0	0
Prefer not to say	n/a	68	0
The next question refers to your...	Response Rate	Responses ↓	Count
Yes	n/a	219	0
No	n/a	203	0
Uniformed Role	Response Rate	Responses ↓	Count

# Merseyside FRS Census 2024: Responses

Survey closed: 11 December 2024

Firefighter	n/a	60	0
Crew Manager	n/a	28	0
Watch Manager	n/a	58	0
Station Manager	n/a	35	0
Group Manager	n/a	15	0
Area Manager	n/a	5	0
Principal Officer	n/a	3	0
Working Arrangement	Response Rate	Responses	↓ Count
Full Time Fixed Working Hours	n/a	57	0
Full Time Flexi-time system	n/a	141	0
Full time Flexible working and/or Compressed Hours	n/a	3	0
Reduced hours / Part time / Flexible Working and/or Compressed Hours	n/a	41	0
Hybrid Working (Office/home/other location)	n/a	22	0
Marine Rescue Unit	n/a	6	0
Day related Flexi time system	n/a	14	0
LLAR	n/a	15	0
Day Crewing WTR	n/a	10	0
WT (224 (12/12)	n/a	55	0
24 Hours WTR	n/a	18	0
Senior Officer (FDS/Continuous Cover)	n/a	24	0
NRAT (National Resilience Assurance Team)	n/a	16	0

Appendix

Dashboard:	Merseyside FRS Dashboard 2024
Dashboard hierarchy type:	None
Response count:	422
Panel count:	1030
Participation:	41%
Partial results:	Excluded
Comparison:	Multiple comparators
Report produced:	21 March 2025